



Barbwire, Barbarm, Boulevard & More




BARBED WIRE		
CODE #	DESCRIPTION	27 ROLLS
GBW881	GALVANIZED 1320' CLASS 1	
GBW883	GALVANIZED 1350' CLASS 3	
BWA3	ALUMINIZED 3" SPACING	
ABWA3	ALUMINUM 3" SPACING	
		

3 STRAND BARBED WIRE ARM		
CODE #	PKG QTY	
BWA11	50	


V ARM 6 STRAND			
VA600	25		




SEMI STEEL BARBED BASE		
CODE #	SIZE	PKG QTY
SBB2158	2" x 1 5/8"	100
SBB2558	2 1/2" X 1 5/8"	50
SBB3158	3" X 1 5/8"	25
SBB3558	3 1/2" X 1 5/8"	25
SBB4200	4" X 2"	25




BARBED ARM FOR WALL OR EXISTING FENCE			
BWE158	1 5/8"	50	
BWE200	2"	50	



1 PIECE 3 STRAND BARBED WIRE ARM		
BWA158	1 5/8" X 1 5/8"	25
BWA2158	2" x 1 5/8"	25
BWA2558	2 1/2" X 1 5/8"	25
BWA3158	3" X 1 5/8"	25





1 PIECE 3 STRAND ALUMINUM BARBED WIRE ARM		
ABW2158	2" x 1 5/8"	50
ABW2558	2 1/2" X 1 5/8"	50





1 PIECE VERTICAL BARBED WIRE ARM




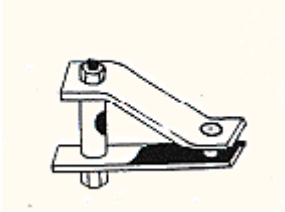
VBWA2558	2 1/2" X 1 5/8"	25				
----------	-----------------	----	--	--	--	------------------------------------------------------------------------------------

1 PIECE 6 STRAND BARBED WIRE ARM						
VBA2158	2" x 1 5/8"	40				
VBA2558	2 1/2" X 1 5/8"	32				
VBA3158	3" X 1 5/8"					

CORNER BARB ARM - 3 STRAND						
CODE #	SIZE	PKG QTY				
CBA3250	2 1/2"	10				
CBA3300	3"	10				
CBA3400	4"	10				

CORNER BARB ARM - 6 STRAND						
CBA6250	2 1/2"	5				
CBA6300	3"	5				
CBA6400	4"	5				

BACK STOP ANGLE						
BS234		10				
4" Pipe fits over base of casting 3" fits inside the base of casting 2" Pipe fits inside to form hood						

BARBED WIRE RATCHET						
Insert wire without brace band into hole. Turn ratchet to desired tension.						
CODE # WT10		100				

ULTRA BARRIER - 2" LONG SPIKES	
CODE # UB48	
	

BOULEVARD CLAMP - LESS BOLTS			
CODE #	SIZE	BOLT SIZE	PKG QTY
LC138	1 3/8" X 1 3/8"	5/16" X 2"	150
LC1538	1 5/8" X 1 3/8"	5/16" X 2"	100
LC2138	2" X 1 3/8"	5/16" X 2"	100
LC2538	2 1/2" X 1 3/8"	5/16" X 2"	100
LC158	1 5/8" X 1 5/8"	5/16" X 2 1/2"	100
LC2158	2" X 1 5/8"	5/16" X 2 1/2"	100
LC2558	2 1/2" X 1 5/8"	3/8" X 2 1/2"	50
LC3158	3" X 1 5/8"	3/8" X 2 1/2"	50
LC3558	3 1/2" X 1 5/8"	3/8" X 2 1/2"	50
LC4158	4" X 1 5/8"	3/8" X 2 1/2"	50
LC200	2" X 2"	5/16" X 3"	50
LC252	2 1/2" X 2"	3/8" X 3"	50
LC352	3" X 2"	3/8" X 3"	50
LC658	6 5/8" X 1 5/8"	3/8" X 3"	30
LC62	6 5/8" X 2"	3/8" X 3"	

END CLAMP - LESS BOLTS			
EC138	1 3/8" X 1 3/8"	5/16" X 2"	150
EC1538	1 5/8" X 1 3/8"	5/16" X 2"	150
EC2138	2" X 1 3/8"	5/16" X 2"	100
EC2538	2 1/2" X 1 3/8"	5/16" X 2"	100
EC158	1 5/8" X 1 5/8"	3/8" X 2 1/2"	100
EC2158	2" X 1 5/8"	3/8" X 2 1/2"	100
EC2558	2 1/2" X 1 5/8"	3/8" X 2 1/2"	100
EC3158	3" X 1 5/8"	3/8" X 2 1/2"	50
EC3558	3 1/2" X 1 5/8"	3/8" X 2 1/2"	50
EC4158	4" X 1 5/8"	3/8" X 2 1/2"	50
EC200	2" X 2"	5/16" X 3"	50
EC252	2 1/2" X 2"	3/8" X 3"	50
EC352	3" X 2"	3/8" X 3"	50
EC658	6 5/8" X 1 5/8"	3/8" X 3"	30
EC62	6 5/8" X 2"	3/8" X 3"	

BOULEVARD CORNER CLAMP - LESS BOLTS			
CB138	1 3/8" X 1 3/8"	3/8" X 2"	100
CB2138	2" X 1 3/8"	5/16" X 2"	100
CB2538	2 1/2" X 1 3/8"	5/16" X 2"	100

CB2158	2" X 1 5/8"	5/16" X 2 1/2"	100
CB2558	2 1/2" X 1 5/8"	5/16" X 2 1/2"	100
CB3158	3" X 1 5/8"	5/16" X 2 1/2"	100
CB4158	4" X 1 5/8"	5/16" X 2 1/2"	50

PANEL KENNEL CLAMP (SLIP PROOF) - LESS BOLTS

KC138	1 3/8" X 1 3/8"	5/16" X 1 1/4"	100
KC158	1 5/8" X 1 5/8"	3/8" X 2 1/2"	100
KC200	2" X 2"	3/8" X 3"	50

PIPE FACIA POST BRACKET - HOT DIP GALV. 1/4" THICK x 2" WIDE

CODE #	PIPE SIZE	WIDTH	LENGTH	HOLE SIZE
WB2158	1 5/8"	2"	8"	5/8"
WB2200	2"	2"	8"	5/8"
WB2250	2 1/2"	2"	8"	5/8"
WB2300	3"	2"	8"	5/8"
WB2400	4"	2"	9 1/2"	5/8"

PRESSED STEEL ROUND FLANGE

CODE #	SIZE	OUTSIDE DIAMETER	HOLE SIZE	PKG QTY
PSF138	1 3/8"	4 1/4"	1/2"	100
PSF158	1 5/8"	4 1/4"	1/2"	100
PSF200	2"	5 3/8"	1/2"	100
PSF250	2 1/2"	5 3/8"	1/2"	100

SQUARE FLANGE

CODE #	SIZE	HOLE SIZE
SF44	4" X 4" X 1/4"	7/16"
SF55	5" X 5" X 1/4"	7/16"
SF66	6" X 6" X 1/4"	5/8"
SF366	6" X 6" X 3/8"	5/8"
SF88	8" X 8" X 1/4"	5/8"
SF388	8" X 8" X 3/8"	5/8"
SF588	8" X 8" X 1/2"	5/8"



3/16" WALL HEAVY OFFSET END CLAMPS.

Used to bring the chain link fence rails & corrugated metal in line with the posts.

CODE#	OEC4158	4" X 158"		
-------	---------	-----------	--	--

3/16" WALL HEAVY OFFSET BOULEVARD				
------------------------------------------	--	--	--	--

CODE#	OLC4158	4" X 1 5/8"		
-------	---------	-------------	--	--